

Spelling Activities

Choose 2 – 5 spelling words from the statutory spelling lists to work on. If your child can't spell some of the words from the previous year group list, work on those first.

If you have magnetic letters at home use them to write out the spelling words.




Word searches – a firm favourite in my class!



Twinkl have some already made.
You could make your own using a grid or the children could.
There are also lots of websites that make them for you if you type in the words.
puzzlemaker.discoveryeducation.com/WordSearchSetupForm.asp

Play hangman together



Take it in turns to choose a word from the list and the other person has to guess the letters until they have worked out which spelling it is.

Rainbow spelling

Pyramid spelling

Spelling Scribble

Spelling Activities



Write the word once (quite large). Then go over it again and again in different colours.

To make it more like a game you could use a dice

	Write your word with red.
	Write your word with orange.
	Write your word with yellow.
	Write your word with green.
	Write your word with blue.
	Write your word with purple.


MESSY ALERT!

If you don't mind a bit of mess, use shaving foam on a surface.


P
Py
Pyr
Pyra
Pyram
Pyrami
Pyramid

Write the first letter of the spelling on line 1. Then write the first and second letter on line 2. Repeat until you reach the end of the word. It builds up to make a pyramid shape.

If you're lucky enough to have some space in your garden where the children can write using chalk, get them to write their spelling words outside.



Start by drawing a scribble on the page that joins back together. In each section of the scribble, in a different colour pen/pencil if you like, write one of the spelling words as many times as you fit it in.



Playdough

Spelling Activities

Children to write in the words using their finger. This could also be used to help with handwriting.



Use playdough to make the letters to spell the word.

Word Hunt

Visit the spellzone website

https://www.spellzone.com/word_lists/games-9287.htm

spellzoneTM
The online English spelling resource

Spelling Bee

Spelling Activities



Use scrabble tiles (or write the letters on pieces of paper) and hide the letters that are needed to spell the chosen word around the room. Children must go and find the letters and then arrange them in the correct order to spell the word.

To make it more exciting you could give them a time limit or even have two children competing to spell different words.

They have the lists of spellings for each year group and online games to help learn them.
e.g. Bouncing Anagram



Hold your own spelling bee competition with prizes!

The judge says a word and the contestant must spell it aloud. If you have more than one child at home you could turn it into a competition and don't be afraid to join in yourself. You can adjust the spellings to suit the age and ability of each child.