




**Great Bradfords**  
Junior School

# Year 3 Parent/Carers Curriculum Meeting





**Great Bradfords**  
Junior School



Mrs Smith



Mrs Stewart



Mrs Iqbal





**Great Bradfords**  
Junior School

# Our Year 3 curriculum

Yearly overview



Autumn 1	Autumn 2	Spring 1	Spring 2	Summer 1	Summer 2
<b>Art and design</b>	<b>Geography</b>	<b>History</b>	<b>DT</b>	<b>Citizenship WONDERFUL WATERWAYS</b>	
<p><b>Subject:</b> Art</p> <p><b>Enquiry Question:</b> Who am I and what are my values?</p> <p><b>Concepts:</b> Individuality, creativity, beauty</p> <p><b>End outcome:</b> Art gallery where the whole school is invited, followed by parents.</p>	<p><b>Subject:</b> Geography</p> <p><b>Enquiry Question:</b> What treasures are near us?</p> <p><b>Concepts:</b> connection, organisation</p> <p><b>End outcome:</b> Create an interactive map of Braintree with a grid reference overlay. Year 4 will be invited to see our maps and provide critique.</p>	<p><b>Subject:</b> History</p> <p><b>Enquiry Question:</b> How has early man shaped the way we live today?</p> <p><b>Concepts:</b> change, adversity, resourcefulness.</p> <p><b>End outcome:</b> Museum charting the changes from the stone age to the iron age. Invite parents to visit our museum.</p>	<p><b>Subject:</b> History WW2</p> <p><b>Enquiry Question:</b> How has GBJs kept WW2 history alive?</p> <p><b>Concepts:</b> Innovation, restoration and preservation</p> <p><b>End outcome:</b> Share pop-up book with rest of school.</p>	<p><b>Subject:</b> Geography - Rivers and mountains. Science – plants and animals.</p> <p>PSHE local</p> <p><b>Enquiry Question:</b> Why and how can we look after our local river?</p> <p><b>Concepts:</b> duty, stewardship</p> <p><b>End outcome:</b> Field guide of Blackwater River incorporating plants and animals. A persuasive poster produced on word.</p> <p><b>Visit:</b> River Blackwater X2</p> <p><b>Visitor/expert:</b> Bryan Baker and FBG group</p>	<p><b>Subject:</b> Geography PSHE global citizenship</p> <p><b>Enquiry Question:</b> Why is water wonderful and why shouldn't we waste it?</p> <p><b>Concepts:</b> Responsibility, rights, equity</p> <p><b>End outcome:</b> Produce a class assembly to present to parents based around our enquiry question</p>

# Autumn 1 project poster



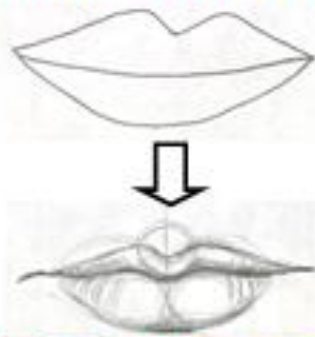
concepts  
creativity  
individuality

Come along to our art gallery to view our wonderful portraits on Wednesday 23rd October 2024



## ART skills


- Knowledge of artists
- Exploring, developing and evaluating ideas
- Collage
- Printing
- Drawing



Who am I  
and what  
are my  
values?



ords  
ool



# Autumn 1 project poster

## English:

### Fiction:

#### The Three Little Pigs

We will focus on using powerful verbs and adjectives and using appropriate adverbs to add detail.

### Non-fiction:

#### Autobiographies and iRobot information text

We will focus on using headings, subheadings and paragraphs to organise our writing.

### Guided Reading

Fantastic Mr Fox by Roald Dahl and Charlotte's Web by E. B. White.

We will focus on retrieval skills and prediction.

## Maths

### Place Value

- Representing and partitioning numbers to 1000, including by using place value counters and on a number line.
- Comparing and ordering numbers to 1000
- Finding 10, 100 or 1000 more or less than a given number

### Addition and subtraction

- Add and subtract 1s, 10s and 100s.
- Add 2-digit and 3-digit numbers together
- Estimate the answers to addition and subtraction problems

## Science

We will be learning about the names and functions of different bones within the human body.

We will also name and identify bones in animals.

We will learn about animals with and without a spine.

We will learn about the different hinge joints in the human



lford  
ool



Autumn 2  
project  
poster

# What treasures are near us?

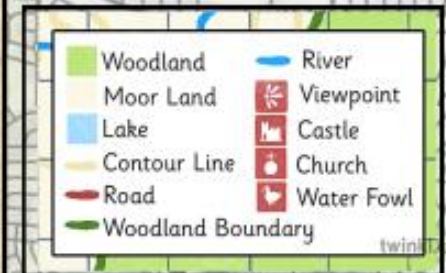
Our key concepts are:

Beauty

and

Connection

In this half term project, we will be working as geographers to explore our local area and uncover Braintree's hidden treasures. We are going to create an interactive map of Braintree with a **grid reference** overlay. We will invite Year 4 to see our maps and provide critique.



## English

**Fiction:** The Happy Prince and The Christmas Express

We will be using fronted adverbials, similes and alliteration.

**Non-fiction:** Colchester and Braintree non-chronological report

We are going to be using commas in lists, well-chosen adjectives and relative clauses.

## Guided Reading

Assorted non-fiction texts focusing on retrieval skills

Class book: The Worst Witch

## Science

- Comparing vegan, pescatarian, omnivorous and vegetarian diets in animals, including humans.
- What the 5 main food groups are and why it is important to follow a varied and balanced diet.
- What food waste is, why it is an issue and how it can be avoided.
- Compare and group together different kinds of rocks on the basis of their appearance and simple physical properties.

## Maths

- Complements to 100
- Inverse calculations
- Arrays and their corresponding number facts
- Multiples of 2, 3, 4, 5, 8 and 10.

## Geography

We will be learning:

- Revise the continents.
- Name and locate some countries in Europe
- Study of the UK, using maps, atlases and digital mapping
- Use symbols and 4-figure grid references.
- Field work – traffic study



**Great Bradfords**  
Junior School

Autumn 2  
project  
poster



Spring 1  
project  
poster

# How Did Early Man Change?

**STONE  
AGE**

**BRONZE  
AGE**

**IRON  
AGE**



We will investigate the food, clothing, settlements and tools that people used during the Stone Age, Iron Age and Bronze Age. We will then compare these against each other to see what changes were made over time. Then we will present our findings in a class 'museum', inspired by our trip to Braintree museum.

**Braintree museum trip—  
Tuesday 9th January**

**VISIT OUR AMAZING PREHISTORIC  
CLASS MUSEUMS AT 9AM ON  
WEDNESDAY 14TH FEBRUARY!**

Key concepts:

Change  
Adversity  
Resourcefulness



ds  
ol

## History Skills:

- Use sources of information to find out about events, people and changes
- Select and record relevant information about the Stone Age to Iron Age
- Ask and answer different perceptive questions
- Sequence several events or artefacts into periods of time
- Recognise similarities and differences between periods of time
- Begin to give reasons for and results of the main events and changes
- Distinguish between different sources – compare different versions of the same story
- Understand the concept of change over time, representing this, along with evidence, on a timeline.
- Find out about everyday life of the people in the Stone Age to Iron Age and compare it with our lives today.

## Maths

### Multiplication and Division:

- 4 and 8 Times tables
- Share equally using objects, a place-value chart and a number line
- Times table practice

### Measurements:

- measure accurately
- Measure using different units

## Science

### Fossils and soil

- What is a fossil?
- How is a fossil formed?
- Different types of soil and its purposes
- Testing soil

### Light

- How does light travel?
- How are shadows formed?

**In Guided reading, we are reading Charlotte's Web, which is also our class book.**



**English Fiction:** Adventure story - 'Stone Age Boy'

### Skills:

Alliteration  
Repetition  
Dialogue  
Fronted adverbials

**English Non-fiction:** Non-chronological report - 'The street beneath my feet'

### Skills:

Labelled diagrams  
Rhetorical questions  
Captions  
Technical language



**Great Bradfords  
Junior School**

Autumn 1  
project  
poster



Spring 2  
project  
poster

How has GBJS  
kept WW2  
history alive?

Halsted 21st Group will be coming in to talk to us about the Halstead Costain shelters: Date TBC

innovation  
restoration  
preservation



In this project we look at GBJS's history working towards saving a group of Costain shelters in Halstead. We will then turn this information into a pop-up book whilst working on our Design and Technology skills. The children will share their books with the rest of the school.



## English

### **Narrative— 'The Secret of Black Rock'**


#### Skills:

- Personification
- Paragraphs
- Verbs and adverbs
- Inner thoughts
- Similes

### **Diary linked to WW2 and the Blitz**

#### Skills:

- Subordinate clauses
- Time adverbials
- Dialogue
- Past tense
- Emotive language



#### **Guided reading**

We will be reading *The Angel of Nitshill Road* by Anne Fine in guided reading. We will be focusing on our prediction skills.

## Science

### **Light**

Understand natural and artificial sources of light

Explain what shadows are and how they are formed

explain how we are able to see objects

identify whether objects are opaque, translucent or transparent

Plan and conduct an experiment about shadows

Evaluate the findings of their experiment

## Mathematics

### **Fractions**

- Understand numerators and denominators of unit and non-unit fractions
- Count in fractions on a number line
- Identify equivalent fractions on a number line

### **Mass and capacity**

- Measure in grams and kilograms using scales
- Measure capacity and volume using millilitres and litres
- Compare, add and subtract capacity and volume



**Great Bradfords**  
Junior School



Summer 1  
project  
poster

# Why and how should we look after our local river?

## OUTCOME

Bocking Blackwater

River walk—Date TBC

School Trip

A FIELD GUIDE TO  
BRITISH RIVERS

**DUTY!**

concepts

stewardship

Diversity

We are going to create a field guide that presents information we have gathered through studying our local river. We will also include some useful ideas about how and why we should care for it.



## English

Narrative writing —  
'Flood'

We are going to focus on  
Poetry — River poems

Key skills:

Personification

Complex sentences

Repetition for effect

Similes

Adverbs

## Maths

### **Fractions:**

Adding and subtracting  
fractions

Partition the whole

Unit and non-unit frac-  
tions

### **Money:**

Pound and pence

Adding and subtracting  
money

### **Time:**

Tell the time to minutes

Hours, minutes and sec-  
onds

## Science

### **Plants:**

Plant growth

Seed dispersal

Plant life cycle

### **Forces:**

Explore forces

Friction

In our Guided Reading ses-  
sions, we will be reading  
The Story of the Blue Planet.  
We will focus on retrieving  
information.



Spring 2  
project  
poster



# Summer 2 project poster



## Why is water wonderful and why shouldn't we waste it?

Expert visitor:  
Water Aid—10th June

### CONCEPTS

- Responsibility
- Rights
- Equity

### END OUTCOME

The children will create a class assembly that answers the big question and perform it to parents.

3M—

3C—

3I—

Dates and times TBC

## Science

### Forces

Understand and investigate friction

### Magnets

Understand magnetic and non-magnetic materials.

## MATHS

### Time

- Tell the time to the nearest minute.
- Read the time on a digital clock
- Know how many days are in each month of the year
- Solve problems with time.

### Shape

- Name different types of angles.
- Recognise and describe 2-d shapes
- Make 3-d shapes.

### Statistics

- Interpret and draw pictograms.
- Draw bar charts
- Collect and represent data.

## GEOGRAPHY

- Name and locate counties and cities of the United Kingdom, geographical regions and their identifying human and physical characteristics, key topographical features (including hills, mountains, coasts and rivers), and land-use patterns; and understand how some of these aspects have changed over time
- Use maps, atlases, globes and digital/computer mapping to locate countries and describe features studied.

## ENGLISH

### Narrative - Wolves in the Walls

#### Key skills:

- Similes
- Dialogue
- Repetition
- Relative clause
- Complex sentence

### Explanation - How to clean water

#### Key skills:

- Modal verbs
- Commands
- Prepositional phrases
- Subordinate clauses

### Guided Reading: The Demon Headmaster

We will focus on sequencing events



Great Bradfords  
Junior School

Summer 1  
project  
poster



# Trips and visitors for the year

Autumn Term 1 – Sketching expert – Mrs Drake

Autumn Term 2 - TBC

Spring Term 1 – Braintree Museum  
-Kaiden Dickens

Spring Term 2 - Halstead 21<sup>st</sup> Century Group

Summer Term 1 – Several visits to the River Blackwater  
- Bryan Baker

Summer Term 2 - Expert from a water company  
- Water Aid



# Homework expectations

## Reading:

**All year groups:** all children are expected to read, either aloud to an adult or independently, 5 times per week, for 20 minutes and record this in their homework book or reading record.

## Times Table Rock Stars:

10 minutes 5x per week **or** achieve 500 points per week.

## Emile:

**In lower school,** five 10-minute sessions per week.

## Century nuggets:

These will be varied depending on year group focus (maths, reading, spelling/grammar or science). **They will only be completed from Spring 2 onwards.**



Year 3	Year 4	Year 5	Year 6
1 nugget	2 nuggets	3 nuggets	4 nuggets



# Renaissance

See Every Student.



Welcome Back!

I'm a Student

I'm a Teacher/Administrator



Great Bradfords  
Junior School

Renaissance



OS

Home

Practice



Accelerated  
Reader

Star Assessments

English



Star Reading

Assignments

Showing

All Assignments

From

Everyone



Reading Practice Quiz: Boy in the Tower  
Santhkumar, Ovia

Completed ✓



Reading Practice Quiz: Horrid Henry and  
the Mega-Mean Time Machine (Early  
Reader)  
Santhkumar, Ovia

Completed ✓



Reading Practice Quiz: Wildly Weird  
Santhkumar, Ovia

Completed ✓




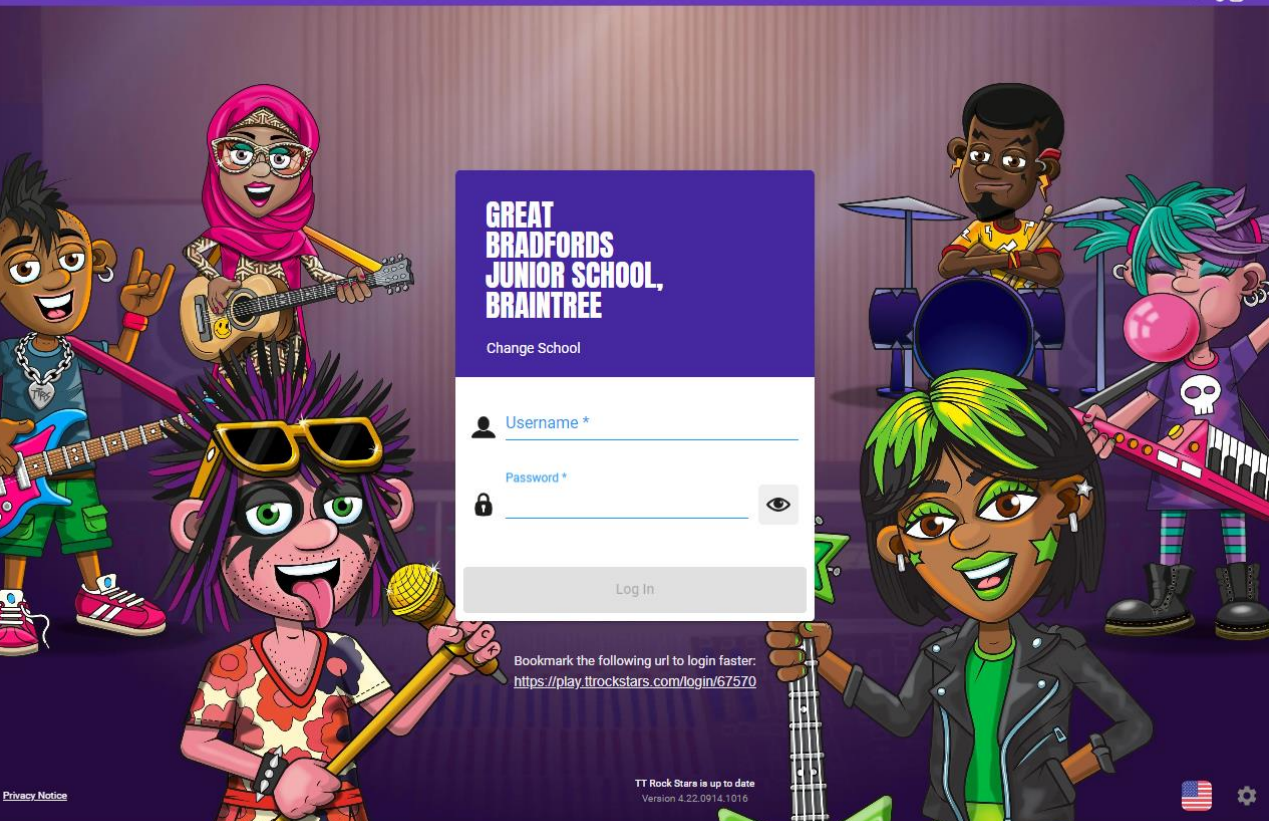
Reading Practice Quiz: The Hedgehog  
Mystery  
Santhkumar, Ovia

Completed ✓

Times Tables Rock Stars: Play

play.trockstars.com/auth/school/student/67570/password

← PASSWORD 



**GREAT BRADFORDS JUNIOR SCHOOL, BRAINTREE**

Change School

Username \*

Password \*

Log In

Bookmark the following url to login faster:  
<https://play.trockstars.com/login/67570>

Privacy Notice







TT Rock Stars is up to date  
 Version 4.22.0914.1016

16:07 14/09/2022




Times Tables Rock Stars: Play


play.trockstars.com/game/home/list/single

      **TONY SALLY ROCK HERO**


← **SINGLE PLAYER**




**JAMMING**  
Take it easy




**GIG**  
Perform once a month



**GARAGE**  
Complete your heatmap



**STUDIO**  
Get a rock status



**SOUNDCHECK**  
Beat the clock

16:07 14/09/2022



# CENTURY

Username or email

Password

[Forgot your password?](#)

Show password

**SIGN IN**

OR

 Sign in with Google

 Sign in with Office 365

I have a class code



CENTURY | Online Learning | Eng | x My Path x +

app.century.tech/learn/my-path/

Other bookmarks

### Frankie's Recommended Path ?

- Mathematics**  
Telling the Time in Words [PM7.03]  
**Start**
- Mathematics**  
Roman Numerals (up to 20) [PM7.07]
- English**  
Full Stops [PSPG7.02]
- Maths**  
Pounds and Pe

### Due Assignments ?

Subject	Material	Due
Other Subject	Nuggets	20 Sept
Homework 14/9		

### My Streak ?

0 / 5

CENTURY

I am feeling neutral 😐

Type here to search

20°C

ENG

16:16

14/09/2022

# Spelling with Emile



Three diamond icons 1299 ⌚ ∞ Question 8/10 Exit Game

Emile is exploring the \_\_\_\_\_ in his rocket. 🔊

q	w	e	r	t	y	u	i	o	p
a	s	d	f	g	h	j	k	l	←
Shift	z	x	c	v	b	n	m	'	-

Audio Submit

A small, colorful cartoon character named Emile, resembling a rocket with a face, arms, and legs, positioned in the bottom right corner of the game interface.

# Our learning behaviours

Enthusiastic  
Eddie



Engagement  
Emily



Independent  
Ivan

Resilient Rose



Perseverance  
Primrose





**Great Bradfords**  
Junior School

# Positive Behaviour policy

Be Safe; Be Kind, Be Responsible



## Expected Behaviours

- Looking at the person who is talking
- Listening to what others say
- Following instructions at the first time of asking
- Sharing and being polite to others
- Concentrating on work
- Sharing ideas, asking and answering questions
- Holding doors open
- Having a reading book in school
- Handing in homework, and Reading Record if appropriate, on time
- Looking after school equipment
- Keeping the classroom tidy
- Using manners
- Ignoring the distractions of others
- Accepting learning challenges
- Being respectful
- Being polite, saying please and thank you

I'm ready to learn!



Stop, think and change



Our behaviour policy is on our website.


## Restore and Repair



# Uniform:

All information can be found on the school website.

- Royal blue sweatshirt or cardigan with white polo shirt;
- Grey or black trousers/skirts;
- Blue and white summer dresses for girls;
- Black or white socks;
- Black shoes or black trainers – no boots or trainers of any other colour;



Girl's uniform

Boy's uniform

## P.E. kit



- House colour T shirt
- Loose-fitting black shorts (not cycling shorts)
- Black or white socks
- Black jogging bottoms (not leggings)
- Black sweatshirt for winter (no logos)
- Black or white trainers.



# Swimming:

**Start in the Summer term.  
Cost will be on ParentPay.**

**It is a statutory requirement that all children can swim 25m by the time they leave primary school. Therefore, your child will be expected to go to these sessions.**

If your child has already achieved a certificate to prove they can swim 25m or further, they will not need to attend these sessions. They will remain in school and take part in a P.E. lesson.

**Please bring proof of your child's ability (certificate) to the office.**



# Other important equipment needed for the school day:

- A labelled, reusable, basic water bottle (**water only** - **no juice**).
- A snack for breaktime (preferably fruit or vegetables) if desired.
- A small pencil case containing a pencil, blue biro pen, ruler and rubber. (This will need to fit into their tray so cannot be too large!)
- Reading Book and Homework Book (these are provided by the school but need to be brought in every day).



## Contacting the school

All initial enquiries/queries to go through the admin or finance team via [admin@gbjs.co.uk](mailto:admin@gbjs.co.uk) or [finance@gbjs.co.uk](mailto:finance@gbjs.co.uk) or 01376 326739

Administration/  
Finance

Your enquiry/queries will be passed to the class teacher in the first instance.

Class teacher

If necessary, the class teacher will pass your enquiry on to the SENDCo or Deputy Headteacher.

SENDCo

Deputy  
Headteacher

The Headteacher will support when all other lines of enquiry have been followed.

Headteacher



**Great Bradfords**  
Junior School





**Great Bradfords**  
Junior School

**ANY QUESTIONS?**

