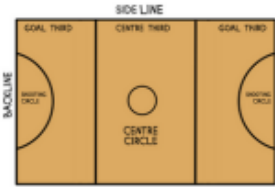


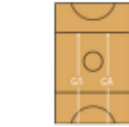
About this Unit

Netball is an invasion game. An invasion game is a game where two teams play against each other. You invade (enter) the other team's space to try to score goals.



Invasion Games
Key Principles

attacking	defending
score goals	stop goals
create space	deny space
maintain possession	gain possession
move the ball towards goal	



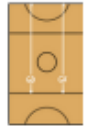
GS and GA: Anywhere in their own shooting goal third and the centre third, but not the other goal third.

GS and GA are allowed to shoot from within the shooting semi circle.



C: Everywhere except in the semi circles.

C takes the centre pass to start the game and every other centre.



GD and GK: Anywhere in their opponents shooting goal third, the centre third, but not the other goal third. GD and GK try to stop the GS and GA from scoring.

A netball court is split into thirds and different positions have different roles and are allowed in different areas of the court. In official netball, there are seven players in each team. In this unit, games will be played with five players per team.

- GS: Goal Shooter
- GA: Goal Attack
- C: Centre
- GD: Goal Defence
- GK: Goal Keeper

Can you think of any other invasion games that share these principles?



Key Vocabulary

- abide:** act in accordance with the rules
- angle:** formed when two lines come together at a shared point e.g. arm to floor
- assess:** make a judgement of the situation
- ball carrier:** person in possession
- ball side:** the space between the ball carrier and the person you are marking
- close down:** to reduce the amount of space for an opponent
- contest:** an event in which people compete
- definite:** clear
- dominant:** preferred side
- draw:** encourage movement of an opponent
- drive:** a fast movement that helps to tell the ball carrier that you want the ball
- extend:** to make longer
- maintain:** to keep
- possession:** to have
- rebound:** when a player attempts to shoot a goal but the ball hits the ring and bounces back into play
- umpire:** a person who makes sure the rules are followed



Ladder Knowledge



Sending & receiving:

Making quick decisions about when, how and who to pass to will help you to maintain possession.

Space:

Transitioning quickly between attack and defence will help your team to maintain or gain possession.

Movement Skills

- throw
- catch
- run
- jump
- change direction
- change speed
- shoot

This unit will also help you to develop other important skills.

Social communication, collaboration, respect

Emotional honesty and fair play, pride, empathise, persevere

Thinking select and apply, decision making, comprehension

Rules

- **Footwork:** first foot to touch the ground when receiving a ball is the landing foot. The landing foot cannot be lifted and put back down. You may pivot on the landing foot.
- **Held ball:** a player has 4 seconds to pass or shoot.
- **Replaying:** a player cannot regain possession of the ball, having dropped or thrown it, before it has been touched by another player or the past.
- **Offside:** a player is offside if they enter an area of the court they are not allowed in.
- **Over a third:** the ball must be touched in each third of the court. If the ball is not touched in each area it is called 'over a third'.
- **Contact:** if a player contacts another player.
- **Obstruction:** defenders are allowed one jump to mark the ball and must be 1m from the ball carrier.

Free pass is awarded to the non-offending team if the footwork, held ball, replay, offside or over a third rules are broken. The offending player is not out of play.

A penalty pass or shot (if these rules are broken within the shooting circle) is awarded to the non-offending team if the obstruction or contact rules are broken. The offending player is out of play and stands by the side of the player taking the pass/shot.

Tactics

Using tactics will help your team to maintain possession and score goals or deny space, gain possession and stop goals. There are attacking and defending tactics and these will change depending on the situation, the opposition and the desired outcome.

Healthy Participation



- Make sure any unused equipment is stored in a safe place.

If you enjoy this unit why not see if there is a netball club in your local area.

How will this unit help your body?

agility, balance, co-ordination, speed, stamina



Home Learning

Find more games that develop these skills in the Home Learning Active Families tab on www.getset4education.co.uk



Dodge the Defender

What you need: A chair and a ball or pair of socks, one or two players.

How to play:

- Imagine the chair is a defender that you need to move around. Keep facing forward as you move your feet around the chair. Work for 20 seconds in one direction and then 20 seconds in the other direction. Repeat x 5.
- Move around the chair for 30 seconds, change direction when your partner calls 'change'.
- Add in a ball. Either throw the ball around the chair by yourself and move your feet to collect it or have someone throw the ball to space around the chair for you to collect.
- Work for ten throws then rest and repeat x 4



www.getset4education.co.uk

Head to our youtube channel to watch the skills videos for this unit. @getset4education136