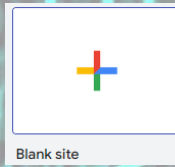


Websites Knowledge Organiser



We will be learning how to create an effective website using google sites



Click on this to create a new website

Golden Vocabulary - Links to previous learning	
Collaboration	the action of working with someone to produce something
Web pages	a document that you can see online, using a web browser. It can include text, videos and picture
Website	This is a collection of web pages grouped together.
WWW	Acronym for World Wide Web
Tab	A way of opening and organizing multiple websites in a single window on an internet browser
Format	Make changes to text, images and the layout of a document to create an effect for the audience

There are the usual ways of formatting your text as in Microsoft products that you have used before

Insert and Themes help format how you make the page a look - similar to PowerPoint

Vocabulary	
Content	All information and media contained in something, eg a website
Embed	Media files (video, music) which can be stored and viewed within a webpage
Hyperlink	A link commonly used in a web page or document to direct you to another website or file

E-Safety Knowledge Organiser

S M A R T



When using the internet we need to know how to be a digital citizen and understand how to use it responsibly and safely


Golden Vocabulary - Links to previous learning	
E-Safety	Rules on how to stay safe while using the Internet
Internet	A network of computers connected to each other around the world
Devices	The hardware that you use when using the Internet - phone, tablet, computer, laptop




Keep your personal information safe. When chatting or posting online don't give away things like your full name, password or home address. Remember personal information can be seen in images and videos you share too.



Meeting up with someone you only know online, even a friend of a friend, can be dangerous as this person is still a stranger. If someone you only know online ever asks you to meet up, for personal information or for photos/videos of you then tell an adult straight away and report them together on www.thinkuknow.co.uk




Think carefully before you click on or open something online (e.g. links, adverts, friend requests, photos) as you never know where they may lead to or they may contain viruses. Do not accept something if you are unsure of who the person is or what they've sent you.



You cannot trust everything you see online as some things can be out of date, inaccurate or not entirely true. To find reliable information compare at least three different websites, check in books and talk to someone about what you have found.



Tell a trusted adult if something or someone ever makes you feel upset, worried or confused. This could be if you or someone you know is being bullied online. There are lots of people who will be able to help you like your teachers, parents, carers or contact Childline - 0800 11 11 or www.childline.org.uk



Remember to always be smart with a heart by being kind and respectful to others online. Make the internet a better place by helping your friends if they are worried or upset by anything that happens online.

Vocabulary	
	S is for safe
	M is for Meet
	A is for accepting
	R is for reliable
	T is for tell
	Be SMART with a heart