

Sketching

ART KNOWLEDGE ORGANISER

ESSENTIAL VOCAULARY

Hatching	Add some texture to your drawing with the hatching technique. Hatching is when you move your pencil in one direction to create a series of fine lines.
Crosshatching	Crosshatching can create a textured, almost fabric-like effect on your drawing. You can combine hatching and crosshatching with great effect!
Back and forth shading	This is the shading technique that most of us use instinctively without even having to think about it. Practice keeping your shading at the same angle to get a more smooth effect or shade in different directions to create a dark shaded area.
Scumbling	Get scribbling and recreate this interesting scumbling effect! Use your pencil to make small loops and fill a section of your drawing with this interesting texture.
Smudging	Softer pencils can be blended using your fingertip – just rub your finger over your shading to smudge the pencil lines a little. Make sure you clean your finger afterwards to avoid getting fingerprints on your drawing.
Stippling	Stippling can be used to create a dotted effect on your drawings. To create darker tones, simply draw lots of dots close together. Use this on a small area of a drawing to add interest or experiment and create a completely stippled piece.
Focal Point	The area of an artwork that attracts the viewer's attention.
Depth	the illusion of space in a picture plane.

Sketching Pencils

If you're new to picking up a pencil, the first thing you will notice is that there several numbered and lettered grades. These work as a guide to help you select the right pencil to fit your needs.

Here's the scale for graphite leads:

8B 6B 5B 4B 3B 2B B HB F H 2H 3H 4H

This scale runs from Softest (left) to Hardest (right)

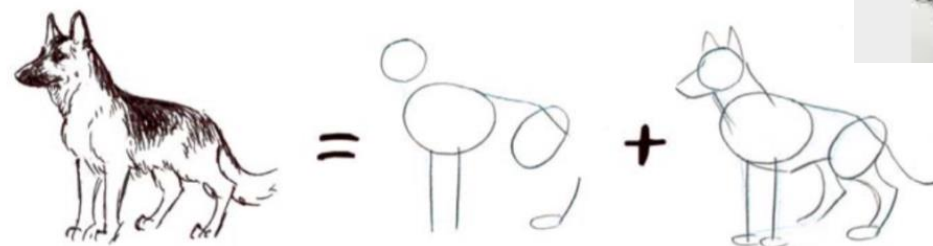


B = Blackness

F = Fine

HB = A combination of H and B

H = Hard

Grid method



Using shapes

Famous artists that used sketching

Vincent Van Gogh	This famous artist also kept a sketchbook where he drew some studies to some of his most influential pieces like "Chair". For Van Gogh maybe the sketchbook was really a way of clearing his clouded mind and organising his thoughts.
Leonardo Da Vinci	Leonardo Da Vinci is an undisputable genius of his time. He was a master of the Italian Renaissance, demonstrating expertise in multiple areas such as painting, sculpture, architecture, anatomy, geology, maths, science, astronomy and many others. His signature style was known to be precise and realistic. Da Vinci, like any other artist, practised the art of the sketch and his multiple sketchbooks can be seen in various institutions around the globe.
William Turner	Turner has got probably the most well-known collection of sketches and sketchbooks ever made. Turner was a British artist that is widely praised for his contributions for the Romantic Movement.