

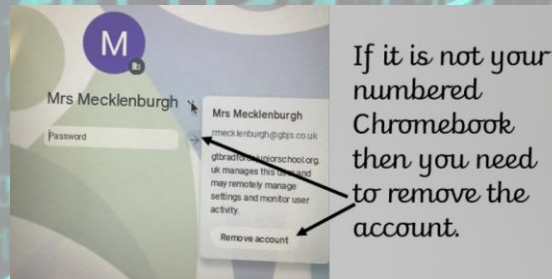
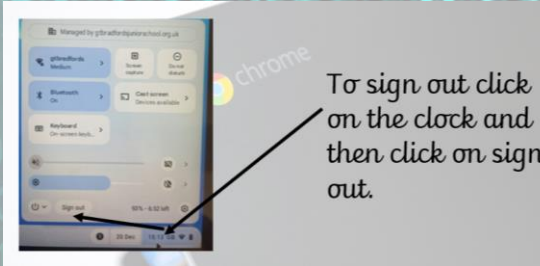
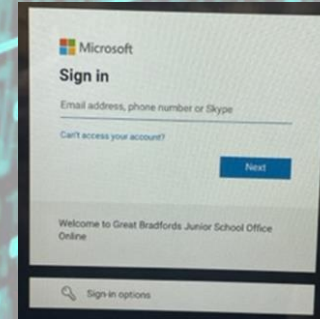
# Chromebooks and Accounts Knowledge Organiser




We will be using Chromebooks in school for a variety of learning uses. We will also have lots of different accounts to access at school and home

<b>Golden Vocabulary - Links to previous learning</b>	
<b>Logging on</b>	The action of being able to access your account on a computer, program or website
<b>Username</b>	This is part of the logging on process. It identifies you so you can access your account
<b>Password</b>	This is another part of logging on. This is a private code so only you can access your information - it shouldn't be shared with others
<b>Signing Out</b>	The action of being able to access your account on a computer, program or website

Username : name@gbjs.me  
 Password: Summer27

Everyone will have a different login - it will be your initial and surname



Vocabulary	
<b>Renaissance</b>	Renaissance Reading is used for Star Tests and quizzes on the books you have read
	Century is a learning tool for English, Maths and Science
	Timestables Rock Stars is an app which helps you learn your timestables
	Emile is an app which helps you learn your spellings

Renaissance <https://global-zone61.renaissance-go.com/welcomeportal/2237327>


# E-Safety Knowledge Organiser

When using the internet we need to know how to be a digital citizen and understand how to use it responsibly and safely



Golden Vocabulary - Links to previous learning	
E-Safety	Rules on how to stay safe while using the Internet
Internet	A network of computers connected to each other around the world
Devices	The hardware that u=you use when using the Internet - phone, tablet, computer, laptop

Vocabulary	
	S is for safe
	M is for Meet
	A is for accepting
	R is for reliable
	T is for tell
	Be SMART with a heart



**S** Keep your personal information safe. When chatting or posting online don't give away things like your full name, password or home address. Remember personal information can be seen in images and videos you share too.

**M** Meeting up with someone you only know online, even a friend of a friend, can be dangerous as this person is still a stranger. If someone you only know online ever asks you to meet up, for personal information or for photos/videos of you then tell an adult straight away and report them together on [www.thinkuknow.co.uk](http://www.thinkuknow.co.uk)

**A** Think carefully before you click on or open something online (e.g. links, adverts, friend requests, photos) as you never know where they may lead to or they may contain viruses. Do not accept something if you are unsure of who the person is or what they've sent you.

**R** You cannot trust everything you see online as some things can be out of date, inaccurate or not entirely true. To find reliable information compare at least three different websites, check in books and talk to someone about what you have found.

**T** Tell a trusted adult if something or someone ever makes you feel upset, worried or confused. This could be if you or someone you know is being bullied online. There are lots of people who will be able to help you like your teachers, parents, carers or contact Childline - 0800 11 11 or [www.childline.org.uk](http://www.childline.org.uk)

Remember to always be smart with a heart by being kind and respectful to others online. Make the internet a better place by helping your friends if they are worried or upset by anything that happens online.