

Digital Art Knowledge Organiser

We will be using 2Paint a Picture to create digital art

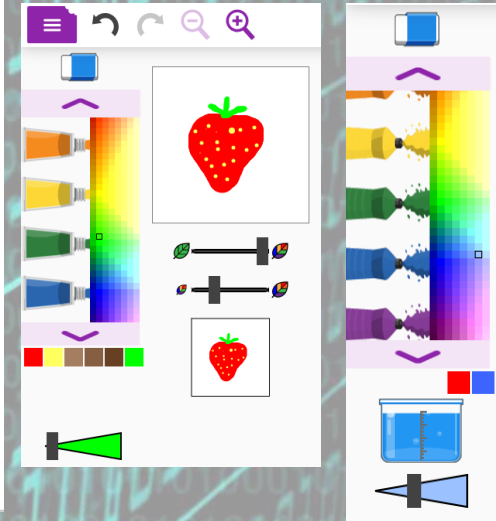
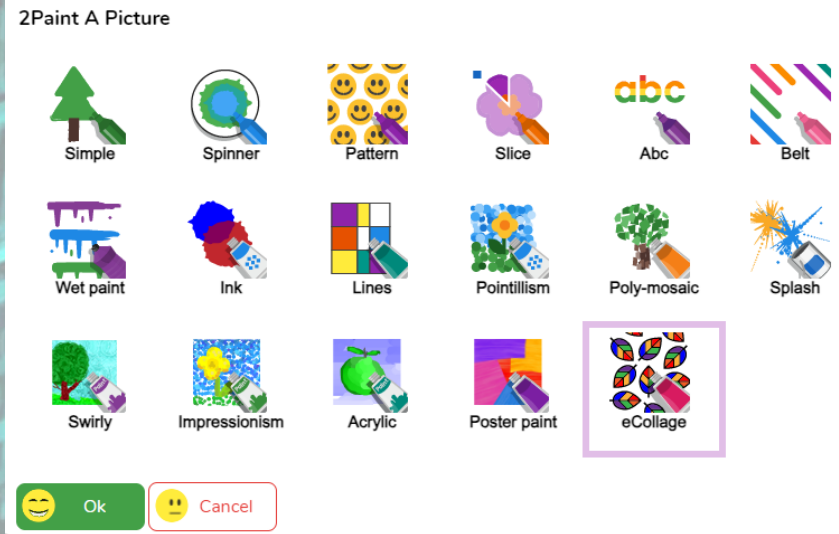


2Paint A Picture

Digital art refers to any artistic work or practice that uses digital technology as part of the creative or presentation process.

Golden Vocabulary - Links to previous learning

| | |
|----------|---|
| Tools | Anything that is used to make a change to something else or to help complete a job. |
| Patterns | A repeated decorative design. |
| Undo | If a tool is used in a design, but you would like to return to the previous state of the design, you can reverse the changes. |




Vocabulary

| | |
|-----------|---|
| Rotation | Turn an object or objects to point in a different direction |
| Symmetry | Copy an object or picture to make it the same on both sides |
| Duplicate | Make or create an exact copy |
| Repeat | Repeating the same image or pattern over and over again |

These are the different art tools that are used to help create your digital artwork.

You can click on "New" to combine these tools to use different effects just like a real-life artist could but without having to get lots of materials and getting messy!



Each effect will have different tools within in to create the effect - some will have a way of copying and duplicating so you can create patterns. Others will have tools to effect how the paint reacts to have more or less water added.

E-Safety Knowledge Organiser

When using the internet we need to know how to be a digital citizen and understand how to use it responsibly and safely

S M A R T









Golden Vocabulary - Links to previous learning

E-Safety Rules on how to stay safe while using the Internet

Internet A network of computers connected to each other around the world

Devices The hardware that u=you use when using the Internet - phone, tablet, computer, laptop

Vocabulary

| | |
|--|-----------------------|
|  | S is for safe |
|  | M is for Meet |
|  | A is for accepting |
|  | R is for reliable |
|  | T is for tell |
|  | Be SMART with a heart |




Keep your personal information safe. When chatting or posting online don't give away things like your full name, password or home address. Remember personal information can be seen in images and videos you share too.



Meeting up with someone you only know online, even a friend of a friend, can be dangerous as this person is still a stranger. If someone you only know online ever asks you to meet up, for personal information or for photos/videos of you then tell an adult straight away and report them together on www.thinkuknow.co.uk




Think carefully before you click on or open something online (e.g. links, adverts, friend requests, photos) as you never know where they may lead to or they may contain viruses. Do not accept something if you are unsure of who the person is or what they've sent you.



You cannot trust everything you see online as some things can be out of date, inaccurate or not entirely true. To find reliable information compare at least three different websites, check in books and talk to someone about what you have found.



Tell a trusted adult if something or someone ever makes you feel upset, worried or confused. This could be if you or someone you know is being bullied online. There are lots of people who will be able to help you like your teachers, parents, carers or contact Childline - 0800 11 11 or www.childline.org.uk



Remember to always be smart with a heart by being kind and respectful to others online. Make the internet a better place by helping your friends if they are worried or upset by anything that happens online.