
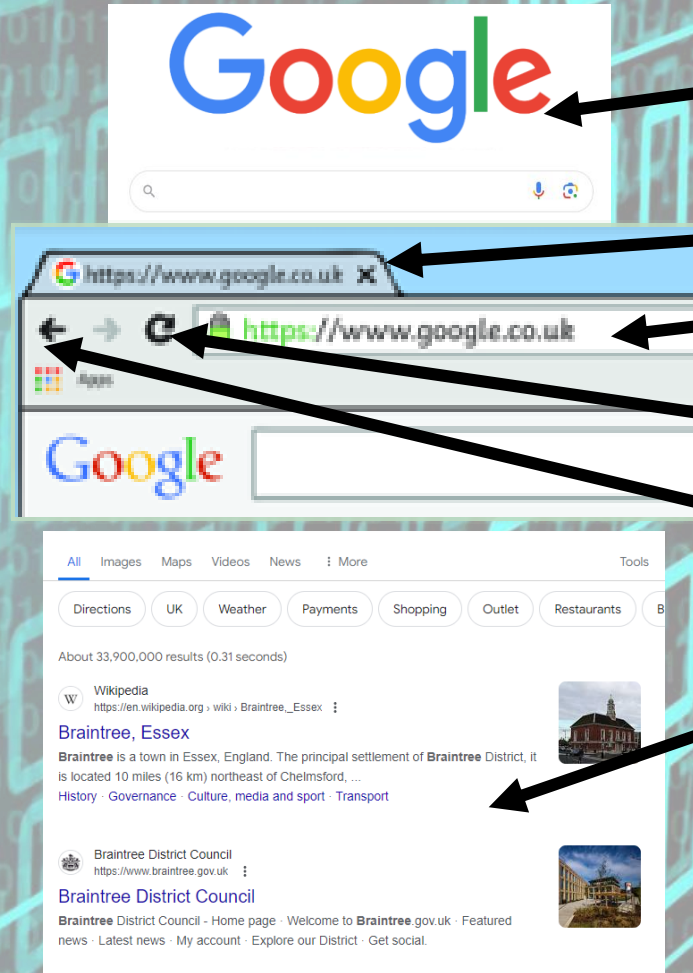




Search Engines Knowledge Organiser

We will be using search engines to find information throughout our projects

Golden Vocabulary - Links to previous learning	
Search Engine	A service that you use on the Internet to help you find information via the World Wide Web
	An example of a search engine
Web Browser	it allows you to access the internet including search engines and other websites
Web page	A specific page that is viewed on a web browser. It can display text, images and hyperlinks to other pages




Vocabulary	
Search Bar	This is where you type what you want to search for
Tab	This shows you the webpages you have open so you can flick between web pages.
Address Bar	This is where you type the URL (website address).
Reload	Click on this if you want your page to refresh.
Back	You can click on this to go back to the previous page you visited. Hold it down to see the history of web pages visited.
Search Results	These are the websites, images and videos that are listed once you have search for something.



Examples of child friendly search engines

The Internet Knowledge Organiser

We will be learning about what the Internet is and how it works.



Tim Berners-Lee is a British Computer Scientist who invented the World Wide Web

Vinton Cerf and Robert Kahn are two Americans who invented the internet.

The Difference between The Internet and the World Wide Web

The World Wide Web is a collection of web pages found on a network of computers, whereas the Internet is a network of connected computers. Emails and files are also transferred across the Internet.

How Do Search Engines Work?

When looking for something like an image, a request is sent in a packet to a web server. Each computer has its own IP address which is like a postcode. Requests can be made by fibre-optic cables under the sea (submarine cables) or via satellite. The web server can then send the information back to your computer.



Wireless technology can also be used to connect to the Internet which uses radio signals to send and receive data via a router.

Golden Vocabulary - Links to previous learning	
World Wide Web (WWW)	A collection of web pages found on a network of computers
Internet	A network of computers connected to each other around the world
Web browser	A software application used to access information on the World Wide Web
Web pages	a document that you can see online, using a web browser. It can include text, videos and picture

Vocabulary	
Internet Protocol Address (IP Address)	Each computing device that connects to the internet has this. It is its own unique address which is made up of numbers
Internet Service Provider	A company that provides access to the internet using either cables or wireless technology
Uniform Resource Locator (URL)	This is the address given to find web pages on a web browser (e.g. https://www.gtbradfordsjuniorschool.org.uk)

How Are We Connected Around the World?



E-Safety Knowledge Organiser

When using the internet we need to know how to be a digital citizen and understand how to use it responsibly and safely

S M A R T



Golden Vocabulary - Links to previous learning

E-Safety	Rules on how to stay safe while using the Internet
Internet	A network of computers connected to each other around the world
Devices	The hardware that u=you use when using the Internet - phone, tablet, computer, laptop

Vocabulary


	S is for safe
	M is for Meet
	A is for accepting
	R is for reliable
	T is for tell
	Be SMART with a heart




Keep your personal information safe. When chatting or posting online don't give away things like your full name, password or home address. Remember personal information can be seen in images and videos you share too.



Meeting up with someone you only know online, even a friend of a friend, can be dangerous as this person is still a stranger. If someone you only know online ever asks you to meet up, for personal information or for photos/videos of you then tell an adult straight away and report them together on www.thinkuknow.co.uk




Think carefully before you click on or open something online (e.g. links, adverts, friend requests, photos) as you never know where they may lead to or they may contain viruses. Do not accept something if you are unsure of who the person is or what they've sent you.



You cannot trust everything you see online as some things can be out of date, inaccurate or not entirely true. To find reliable information compare at least three different websites, check in books and talk to someone about what you have found.



Tell a trusted adult if something or someone ever makes you feel upset, worried or confused. This could be if you or someone you know is being bullied online. There are lots of people who will be able to help you like your teachers, parents, carers or contact Childline - 0800 11 11 or www.childline.org.uk



Remember to always be smart with a heart by being kind and respectful to others online. Make the internet a better place by helping your friends if they are worried or upset by anything that happens online.